



# Essential Direct Glaze Round Top

## Replacement Parts

Specifications and technical data are subject to change without notice.

Numbers listed in ( ) parentheses are metric equivalents in millimeters rounded to the nearest whole number.

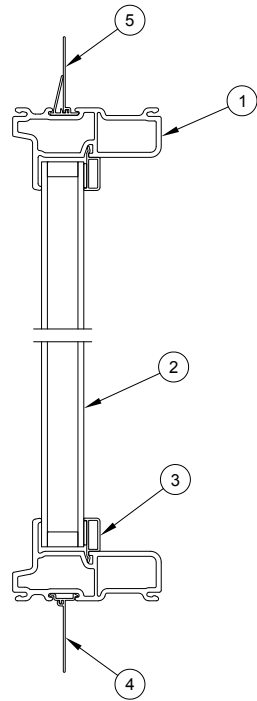
Suggested fasteners are not included and must be ordered separately.

Illustrations are not to scale.

## Contents

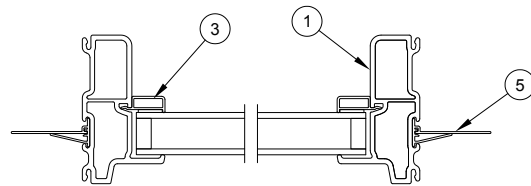
Product History.....	2
Part Identification - Direct Glaze Round Top (RT1) .....	3
Part Identification - Direct Glaze Round Top (RT2 and RT6) .....	4
Replacement Glass .....	5

Produced	Unit Type	Features and Changes
2011	Round Top	Introduced the Essential Direct Glaze Round Top available in RT1 true half. Unit features: exterior colors are Stone White, Pebble Gray, Bronze, Evergreen, Cashmere, or Ebony. Interior color is stone white. 3 3/32" frame depth with 2" jamb depth standard. Exterior direct glazed IG with LoE2 272® as standard.
2013	Round Top	04/29/2013: Introduced the Essential Direct Glaze Round Top available in RT2 True Half Above Springline and RT6 Eyebrow Above Springline. Added special sizes to all the Essential Direct Glaze Round Top.
2017	Round Top	12/18/2017: Allow availability of any color on the exterior only for GBG for standard or special sized units.
2018	Round Top	02/18/2018: Introduce Bronze and Ebony Dark Interior Option Standardized Ebony Exterior from Essential Ebony to Marvin Ebony 12/17/2018: Introduced textured glass types: Reed, Narrow Reed, Rain, Glue Chip and Frost and also colored glass types: Clear, Bronze, Gray and Green. Tempered and Obscure glass options added.
2020	Round Top	01/2020: Protective Glass Film becomes a standard feature across all Essential product lines.
2022	Round Top	10/31/2022: Evergreen exterior discontinued. See Product Bulletin 851 for more information
2023	Round Top	02/27/2023: Gunmetal introduced. See Product Bulletin 863 for more information.
2025	Round Top	10/27/2025: LowE2 with ERS and Laminated glass added. See Product Bulletin 991 for more information. The Stainless Steel Perimeter Bar option in OMS updated the description from "Stainless" to "Silver". See Product Bulletin 990 for more information.

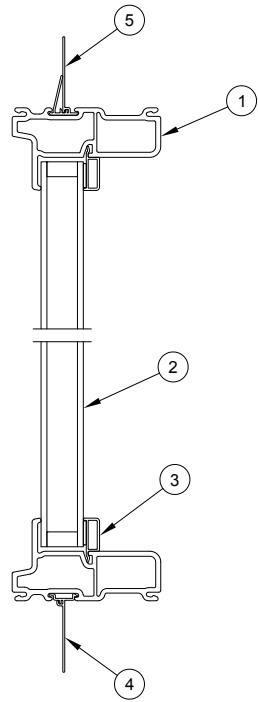


**Head Jamb and Sill Detail**

- 1. Frame
- 2. Insulating Glass
- 3. Glazing Stop
- 4. Nail Fin, V1428
- 5. Nail Fin, Radius, V2067

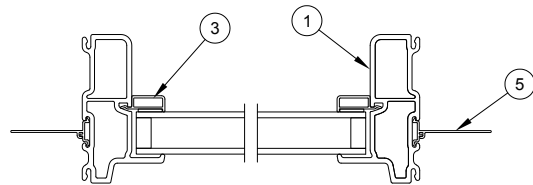


**Jamb Detail**



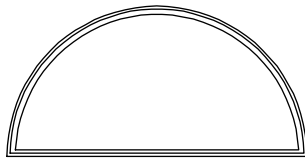
- 1. Frame
- 2. Insulating Glass
- 3. Glazing Stop
- 4. Nail Fin, V1428
- 5. Nail Fin, Radius, V2067

**Head Jamb and Sill Detail**




**Jamb Detail**


NOTE: All replacement glass will be ordered as a configured part and includes glass, setting blocks and glazing stops.



RT1 – True Half



RT2 – True Half  
Above Springline



RT6 – Eyebrow  
Above Springline