



Ultimate Outswing French Door

DISC LA PRE 06/28/2021

Replacement Parts

Specifications and technical data are subject to change without notice.

Numbers listed in () parentheses are metric equivalents in millimeters rounded to the nearest whole number.

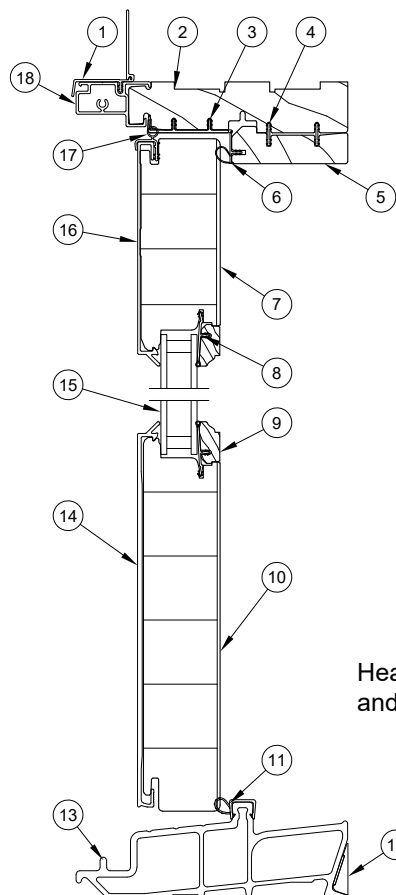
Suggested fasteners are not included and must be ordered separately.

Illustrations are not to scale.

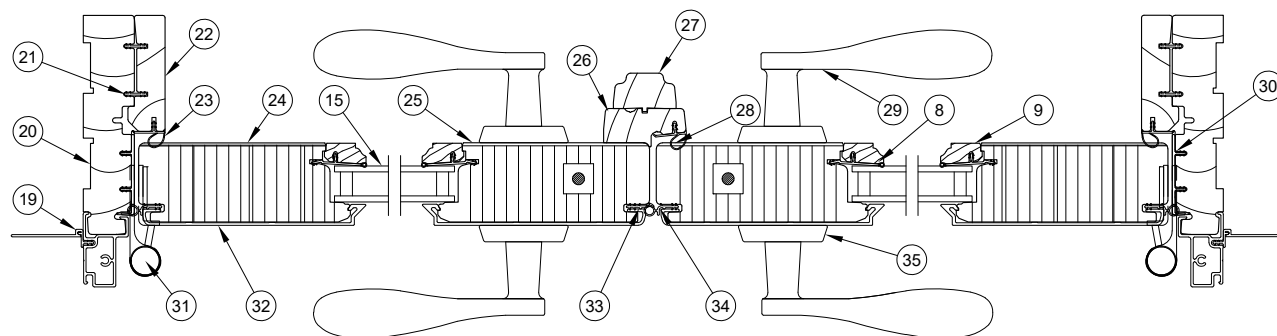
Contents

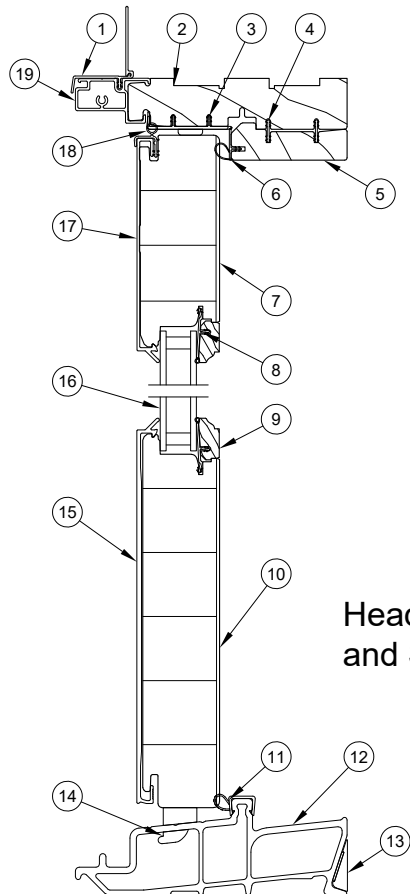
Product History.....	2
Part Identification - Operator XX L.....	3
Part Identification - Stationary	4
Part Identification - Transom.....	5
Part Identification - Jamb Details.....	6
Part Identification - Direct Glaze Rectangle	7
Installation Accessories.....	8
Traditional Handle.....	9
Contemporary Handle	14
Handle - Keyed Cylinder.....	19
Handle Set - Discontinued Limited Availability (LA).....	20
Handle Set - Discontinued No Availability (NA).....	22
Hinge Hanging Location	23
Hinges.....	24
Locking Hardware	26
Lock Status Sensor Parts.....	29
Miscellaneous Parts	30
Miscellaneous Parts - Discontinued Limited Availability (LA)	31
Miscellaneous Parts - Discontinued No Availability (NA).....	32
Fiberglass Parts.....	33
Fiberglass Parts - Discontinued Limited Availability (LA)	34
Vinyl Parts.....	35
Wood Parts - Configured Parts in OMS	37
Wood Parts.....	38
Wood Parts - Discontinued - Limited Availability (LA).....	39
Wood Parts - Discontinued - No Longer Available (NA)	40
Weather Strip	41
Panel Replacement	44

Produced	Unit Type	Features and Changes
2012	Ultimate Outswing French Door	7/30/2012: Stave Core added to our description for current finger joint/edge glue construction of door panels. Updated adjustable hinges. 10/29/2012: Interior Square Sticking/Glazing Bead option introduced. 12/17/2012: Introduced Clear Interior Finish option on all products.
2013	Ultimate Outswing French Door	4/1/2013: Implemented adjustable hinges with a longer leaf to allow the door panel to clear the frame cladding or BMC when opened to 180 degrees. If a replacement hinge is needed for the discontinued hinge (shorter leaf), all hinges on the unit must be replaced with the longer leaf hinge. Refer to Customer Service Bulletins 136 and 127 for more information. 4/29/2013: Introduced Retro 2 Wide CNs on Full Size Heights. New CNs are 50R68, 50R70, 50R80, 60R68, 60R70, and 60R80. All Retro sizes, current and new, will be designated with an "R" in the CN. Introduced interior stain options. Stain colors are Wheat, Honey, Leather, Hazelnut, Cabernet and Espresso. 6/24/2013: Direct Glaze Standardization added upgrades and improvements to direct glaze products in both Ultimate and Ultimate Wood products. Glazing method is silicone and interior tape glazed. Wood bead profile is W11751. 12/16/2013: Interior Shades option introduced. Added SN PVD Butt Hinge option.
2016	Ultimate Outswing French Door	06/27/2016: Introduced Matte Black as a standard hardware color. 10/31/2016: Introduced 9-0 CN as a standard height. Obsolescence of the wood species Cedro Macho for all products.
2017	Ultimate Outswing French Door	10/30/2017: Discontinued Energy Panel colors with exception of Stone White and Bronze. Discontinued jamb align bracket and receiver. 12/18/2017: Added availability of Lock Status Sensor.
2021	Ultimate Outswing French Door DIS LA 06/28/2021	06/28/2021: Introduced the Ultimate Outswing French Door G2
2022	Ultimate Outswing French Door DIS LA 06/28/2021	06/27/2022: The Ultimate Direct Glaze Polygon/Rectangular 4/4 Frame Option and Ultimate Direct Glaze Door Transom 4/4 Frame Option have been slated for discontinuation status DISC NA (No longer available). See Product Bulletin 828 for more information.
2023	Ultimate Outswing French Door DIS LA 06/28/2021	06/26/2023: Updated glazing bead profiles for Direct Glaze Polygons, Round Tops and Direct Glaze Transoms. See Product Bulletin 887 and 891 for more information.
2024	Ultimate Outswing French Door DIS LA 06/28/2021	10/28/2024: Direct Glaze Transoms will now be referred to as Direct Glaze Rectangles. See Product Bulletin 950 for more information.
2025	Ultimate Outswing French Door DISC LA PRE 06/28/2021	02/24/2025: All interior shade component parts have been moved to No Longer Available. This parts section will be moved to the Internal only Discontinued Resources in MODL. See Product Bulletin 963 for more information.



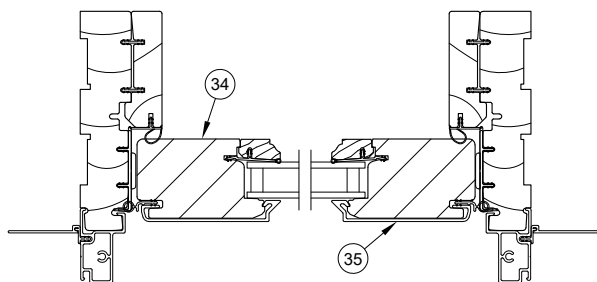
- | | |
|--|--|
| 1. Head Jamb Nail Fin/Drip Cap, V119 | 19. Jamb Nailing Fin, V104 |
| 2. Head Jamb | 20. Jamb |
| 3. Head Jamb Vinyl, V2114 | 21. Connecting Barb, V803 |
| 4. Connecting Barb, V803 | 22. Jamb Part Stop, W11409 |
| 5. Head Jamb Part Stop, W11409 | 23. Jamb Part Stop Weather Strip, V796 |
| 6. Head Jamb Part Stop Weather Strip, V796 | 24. Stile |
| 7. Top Rail | 25. Inactive Panel Locking Stile |
| 8. Glazing Bead | 26. Mull Cover Base (Astragal), W10860 |
| 9. Glazing Cap | 27. Mull Cover (Astragal), W10861 |
| 10. Bottom Rail | 28. Astragal Weather Strip, V796 |
| 11. Sill Weather Strip, V2026 | 29. Interior Handle Assembly |
| 12. Sill Liner, V2077 | 30. Jamb Vinyl, V2114 |
| 13. Sill, 4 9/16" | 31. Adjustable Hinge |
| 14. Bottom Rail Cladding | 32. Stile Cladding |
| 15. Insulating Glass | 33. Inactive Weather Strip, V1706 |
| 16. Top Rail Cladding | 34. Stile Weather Strip, V020 |
| 17. Panel Cover Weather Strip, V018 | 35. Exterior Handle Assembly |
| 18. Head Jamb Cladding | |



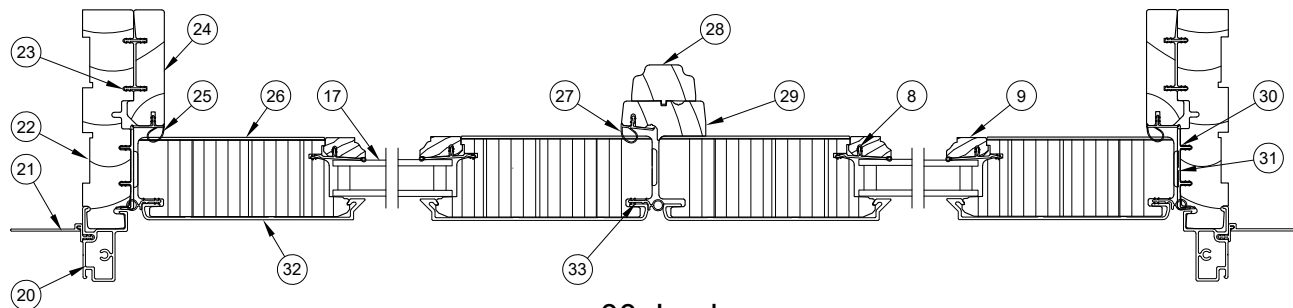


Head Jamb
and Sill

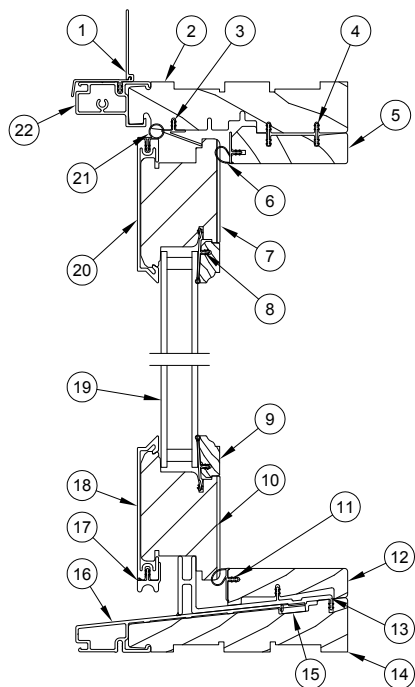
1. Head Jamb Nail Fin/Drip Cap, V119
2. Head Jamb
3. Head Jamb Vinyl, V2114
4. Connecting Barb, V803
5. Head Jamb Part Stop, W11409
6. Head Jamb Part Stop Weather Strip, V796
7. Top Rail
8. Glazing Bead
9. Glazing Cap
10. Bottom Rail
11. Sill Weather Strip, V2026
12. Sill, 4 9/16"
13. Sill Interior Filler, V2077
14. Stationary Sill Bolt
15. Bottom Rail Cladding
16. Insulating Glass
17. Top Rail Cladding
18. Panel Cover Weather Strip, V018
19. Head Jamb Cladding
20. Jamb Cladding
21. Jamb Nailing Fin, V104
22. Jamb
23. Connecting Barb, V803
24. Jamb Part Stop, W11409
25. Jamb Part Stop Weather Strip, V796
26. Stile
27. Astragal Weather Strip, V796
28. Mull Cover (Astragal), W10861
29. Mull Cover Base (Astragal), W10860
30. Jamb Weather Strip, V2114
31. Spacer Tack
32. Stile Cladding
33. Stile Weather Strip, V020
34. Narrow Sidelite Stile
35. Narrow Sidelite Stile Cladding



Sidelite

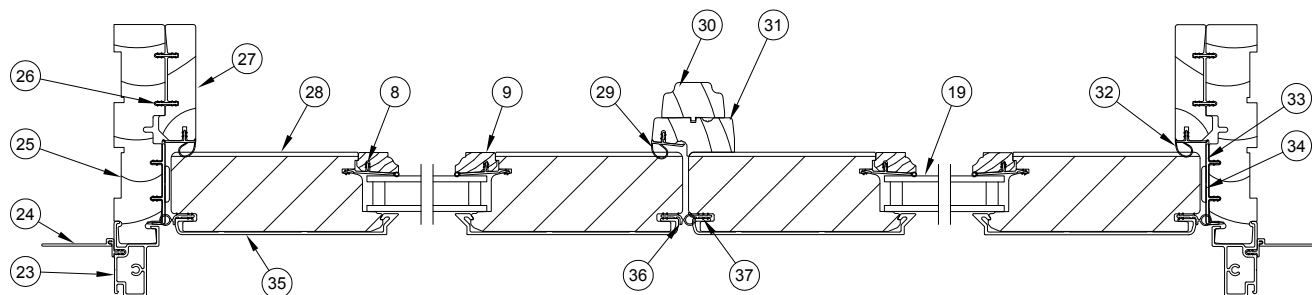


Jamb

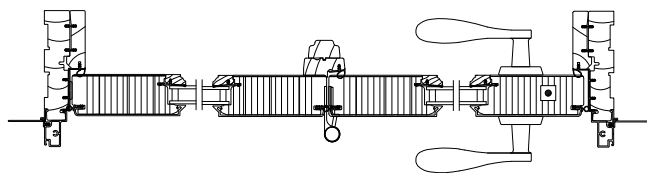


- | | |
|---------------------------------------|---|
| 1. Head Jamb Nail Fin/Drip Cap, V119 | 20. Top Rail Cladding |
| 2. Head Jamb | 21. Top Rail Weather Strip, V018 |
| 3. Sash Retainer | 22. Head Jamb Cladding |
| 4. Connecting Barb, V803 | 23. Jamb Cladding |
| 5. Head Jamb Stop, W11409 | 24. Jamb Nailing Fin, V104 |
| 6. Head Jamb Stop Weather Strip, V796 | 25. Jamb |
| 7. Top Rail | 26. Connecting Barb, V803 |
| 8. Glazing Bead | 27. Jamb Stop |
| 9. Glazing Cap | 28. Stile |
| 10. Bottom Rail | 29. Astragal Weather Strip, V796 |
| 11. Sill Cover Weather Strip, V796 | 30. Mull Cover (Astragal), W10861 |
| 12. Sill Cover, W11398 | 31. Mull Cover Base (Astragal), W10860 |
| 13. Sill Leveling Block | 32. Jamb Stop Weather Strip, V796 |
| 14. Sill | 33. Jamb Weather Strip, V2114 |
| 15. Foam Tape | 34. Spacer Tack |
| 16. Sill Cladding | 35. Stile Cladding |
| 17. Panel Drip | 36. Stile Weather Strip, V020 |
| 18. Bottom Rail Cladding | 37. Inactive Stile Weather Strip, V1706 |
| 19. Insulating Glass | |

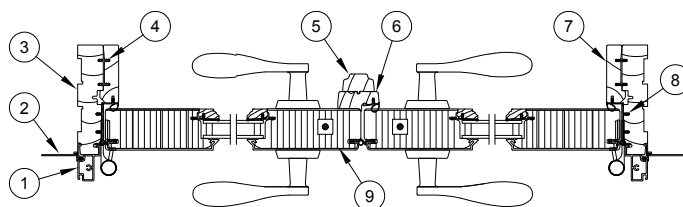
Head Jamb and Sill



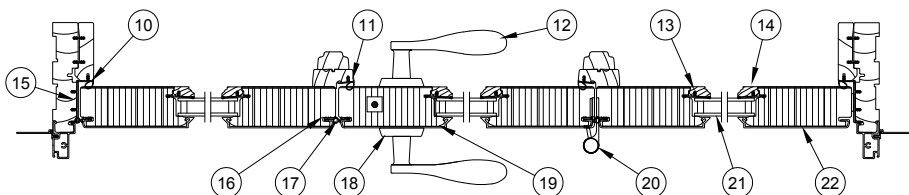
Transom OO
(1 Frame - 2 Sash)



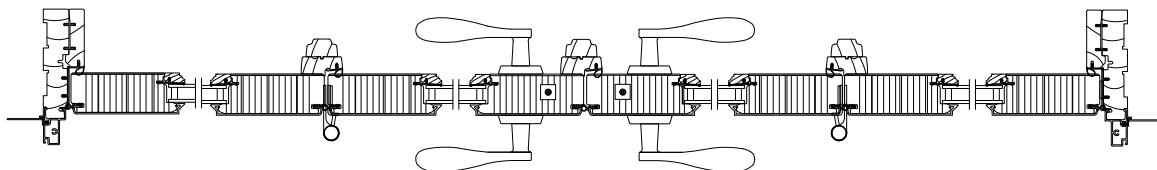
2 Panel Jamb - OX R



2 Panel Jamb - XX L

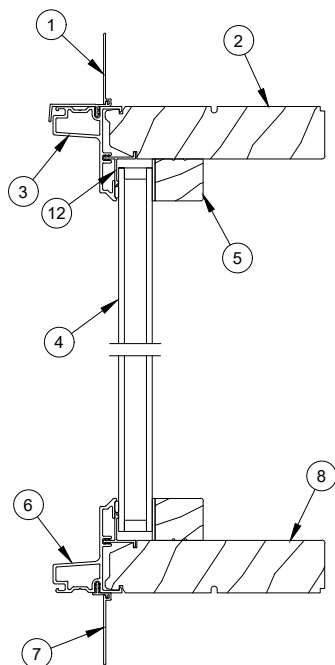


3 Panel Operating Jamb - OXO L

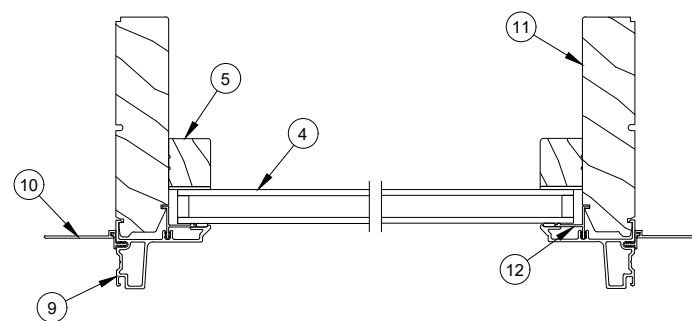


4 Panel Operating Jamb - OXXO L

1. Jamb Cladding
2. Jamb Nailing Fin, V104
3. Jamb
4. Connecting Barb, V803
5. Mull Cover (Astragal), W10861
6. Mull Cover Base (Astragal), W10860
7. Jamb Stop
8. Jamb Weather Strip, V2114
9. Inactive Panel Locking Stile
10. Jamb Stop Weather Strip, V796
11. Astragal Weather Strip, V796
12. Interior Handle Assembly
13. Glazing Bead
14. Glazing Cap
15. Spacer Tack
16. Inactive Stile Weather Strip, V1706
17. Stile Weather Strip, V020
18. Exterior Handle Assembly
19. Active Panel Locking Stile
20. Adjustable Hinge
21. Insulating Glass
22. Stile



Head Jamb and Sill



Jamb

1. Head Jamb Nailing Fin/Drip Cap, V119
2. Head Jamb
3. Head Jamb Cladding
4. Insulating Glass
5. Glazing Bead, W14258 (replaces W11751)
6. Sill Cladding

7. Sill Nailing Fin, V104 (used on Direct Glaze Rectangle)
8. Sill
9. Jamb Cladding
10. Jamb Nailing Fin, V104
11. Jamb
12. Attachment Barb, V2225

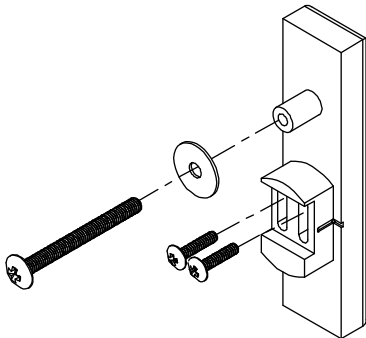
Construction Lock Assembly

For Ultimate residential swinging and sliding doors with standard locks.

Includes:

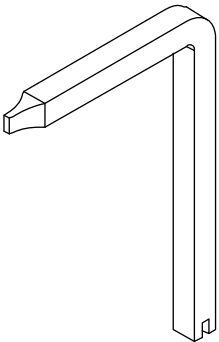
- 1 - Construction Lock Cover
- 1 - Construction Lock Hole Cover
- 1 - Washer
- 2 - #6-32 x 5/6" Phillips TH screws
- 1 - #10-32 x 2" Phillips TH screw

Qty	PN
Each	18450200
25/Box	18450198



Construction Handle

PN
10830451



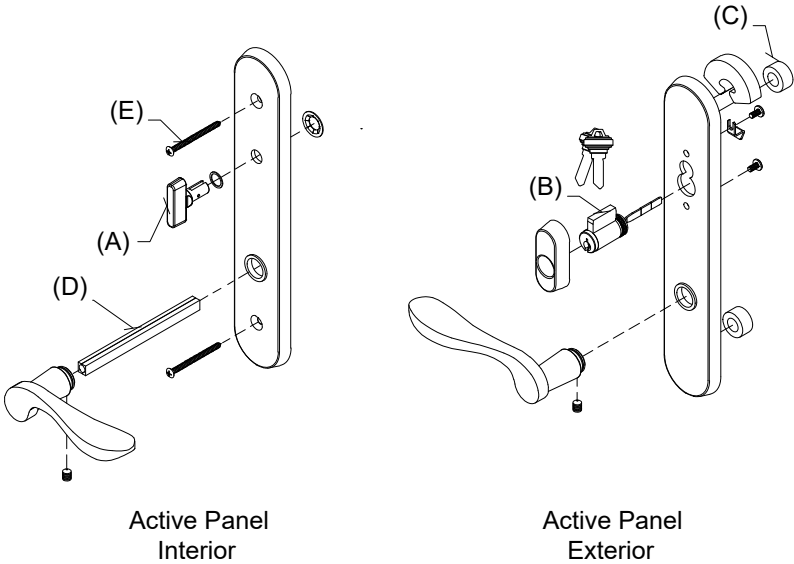
Handle Assembly, Active, Keyed

Mortise Lock and Multi-Point Lock Systems (Schlage “C” Keyway)

Includes:

- 1 - Interior lever with spindle, escutcheon plate and hardware
- 1 - Exterior lever with escutcheon plate and hardware, includes 2 keys
- 1 - Thumb turn with hardware (A)
- 1 - Keyed cylinder with housing and hardware (B)
- 1 - Exterior escutcheon plate gasket
- 2 - Lug Seal (C)
- 1 - Two piece spindle, 4.35” w/1 3/4” panel (D)
- 2 - #10–32 x 2 1/8” Phillips oval head machine screws (w/1 3/4” Panel) (E)

Handle Assembly - 1 3/4 Panel	
Color	PN
Satin Taupe	10830304
Antique Brass	10830306
White	10830310
Satin Chrome	10830302
Oil Rubbed Bronze	10148111
Oil Rubbed Bronze PVD	10830300
Brass PVD	10830324
Satin Nickel PVD	10830421
Dark Bronze	10830330
Polished Chrome	10830308
Matte Black	10830450



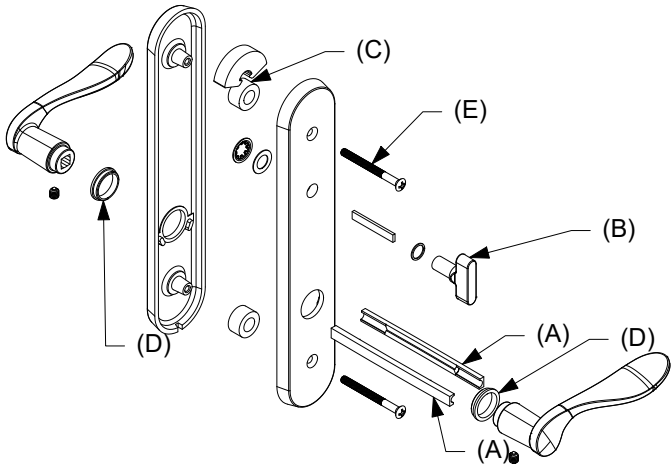
Handle Assembly, Active, Non-Keyed

Mortise Lock and Multi-Point Lock Systems (Schlage “C” Keyway)

Includes:

- 2 - Levers
- 2 - Lever bushings (D)
- 2 - Lug seals (C)
- 1 - Interior escutcheon
- 1 - Exterior escutcheon
- 1 - Thumb turn with actuator/tail piece (B)
- 1 - Two piece spindle, 4.35” w/1 3/4” panel (A)
- 2 - #10–32 x 2 1/8” Phillips oval head machine screws (w/1 3/4” Panel) (E)
- 2 - Set screws
- 1 - Allen wrench
- 1 - Installation instruction

Handle Assembly - 1 3/4 Panel	
Color	PN
Satin Taupe	10830514
Antique Brass	10830520
White	10830516
Satin Chrome	10830513
Oil Rubbed Bronze	10830512
Oil Rubbed Bronze PVD	10830510
Brass PVD	10830517
Satin Nickel PVD	10830521
Dark Bronze	10830518
Polished Chrome	10830515
Matte Black	10830519

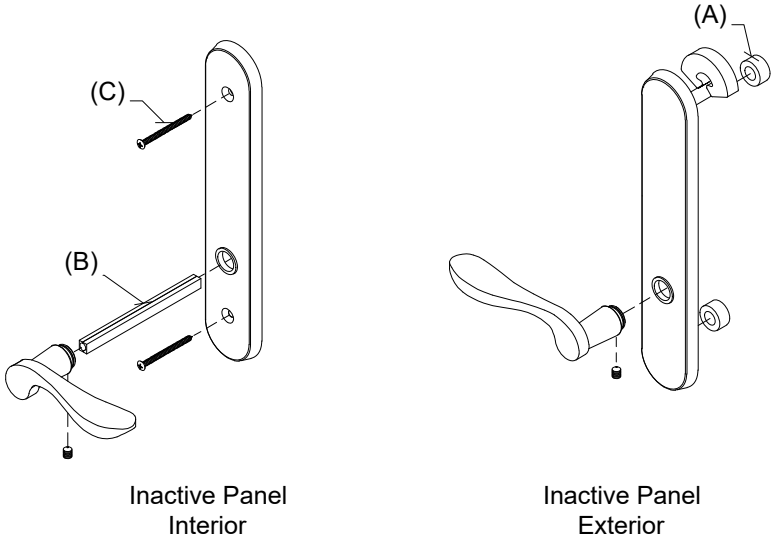


Handle Assembly, Inactive/Dummy

Includes:

- 1 - Interior lever with spindle, escutcheon plate and hardware
- 1 - Exterior lever with escutcheon plate and hardware
- 1 - Exterior escutcheon plate gasket
- 1 - Exterior escutcheon plate
- 2 - Lug seals (A)
- 1 - Two piece spindle, 4.35" (w/1 3/4" panel) (B)
- 2 - #10-32 x 2 1/8" Phillips oval head machine screws (w/1 3/4" Panel) (C)

Handle Assembly - 1 3/4 Panel	
Color	PN
Satin Taupe	10830318
Antique Brass	10830312
White	10830316
Satin Chrome	10830320
Oil Rubbed Bronze	10148154
Oil Rubbed Bronze PVD	10830322
Brass PVD	10830326
Satin Nickel PVD	10830422
Dark Bronze	10830328
Polished Chrome	10830314
Matte Black	10148157



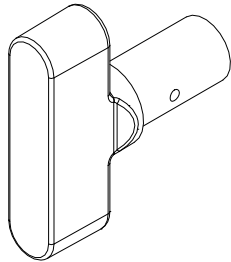
Thumb Turn, Traditional

For Keyed Handle

Includes:

Thumb Turn Washer
Thumb Turn Push Nut

No Tail Piece/Actuator (for keyed handle)	
Color	PN
Antique Brass	10148483
Satin Chrome	10148482
Oil Rubbed Bronze	10148481
Oil Rubbed Bronze PVD	10148485
Polished Chrome	10148488
Brass PVD	10148484
Satin Nickel PVD	10148487
Satin Taupe	10148486
Dark Bronze	10148479
White	10148489
Matte Black	10148480



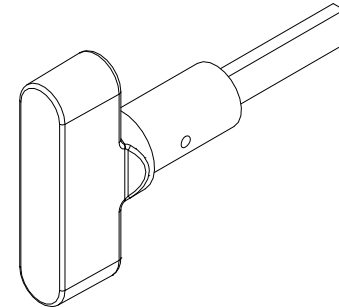
Thumb Turn, Traditional with Actuator/Tail Piece

For Non-Keyed Handle

Includes:

Actuator/Tailpiece
Thumb Turn Washer
Thumb Turn Push Nut

With Tail Piece/Actuator (for non-keyed handle)	
Color	PN
Antique Brass	10148495
Satin Chrome	10148494
Oil Rubbed Bronze	10148493
Oil Rubbed Bronze PVD	10148497
Polished Chrome	10148500
Brass PVD	10148496
Satin Nickel PVD	10148499
Satin Taupe	10148498
Dark Bronze	10148491
White	10148501
Matte Black	10148492



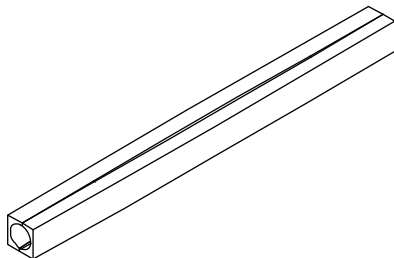
Spindle (Ashland and Truth)

Includes:

1 - 2 piece spindle
2 - Set screws

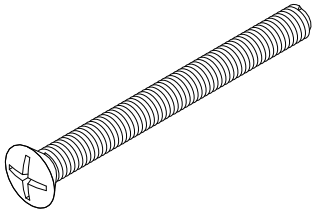
NOTE: The 5 1/16" spindle is primarily used for 1 3/4" doors with the 3/4" lever extension.

Size	PN
4 3/8"	18900392
5 1/16"	18900393



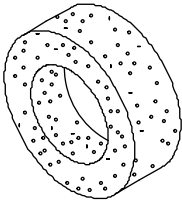
#10-32 x 2 1/8” Phillips Oval Head Machine Screw

Color	PN
Satin Taupe	11800616
Antique Brass	00143038
White	00143036
Satin Chrome	10840031
Oil Rubbed Bronze	10840032
Oil Rubbed Bronze PVD	11800160
Brass PVD	11800615
Satin Nickel PVD	11800190
Dark Bronze	11800654
Matte Black	11800181



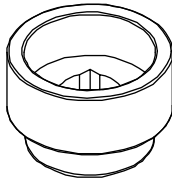
Lug Seals

PN
00142046



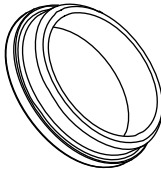
Handle Extensions

3/4” Handle Extension (Requires 3/4” Spindle Extension)		3/8” Handle Extension (Requires 3/8” Spindle Extension)	
Color	PN	Color	PN
Satin Taupe	10833060	Satin Taupe	10833049
Antique Brass	10833057	Antique Brass	10833046
White	10833063	White	10833052
Satin Chrome	10833056	Satin Chrome	10833045
Oil Rubbed Bronze	10833038	Oil Rubbed Bronze	10833044
Oil Rubbed Bronze PVD	10833059	Oil Rubbed Bronze PVD	10833048
Brass PVD	10833058	Brass PVD	10833047
Satin Nickel PVD	10830139	Satin Nickel PVD	10833050
Dark Bronze	10833054	Dark Bronze	10833042
Polished Chrome	10833062	Polished Chrome	10833051
Matte Black	10833055	Matte Black	10833043



Lever Bushing, Swinging Handle Set, Traditional

Color	PN
Clear	02062201
Gray	10148448
Gold	10148447
Natural	02062202
Black	10148020

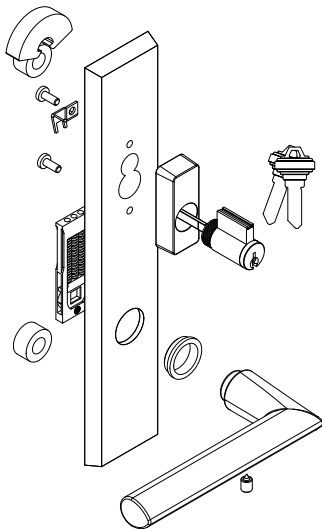


Contemporary Handle, Exterior, Active, Keyed

Includes:

- 1 - Handle
- 1 - Exterior escutcheon with bushing
- 1 - Keyed cylinder, includes 2 keys
- 2 - Lug seals
- 1 - Spring cartridge
- 1 - Set screw
- 1 - Installation instruction
- 1 - Hex wrench

LH Outswing Panel uses RH PN RH Outswing Panel uses LH PN		
Color	LH PN	RH PN
Matte Black	11870120	11870112
Satin Nickel PVD	11870122	11870114
Oil Rubbed Bronze PVD	11870124	11870116
Dark Bronze	11870126	11870118



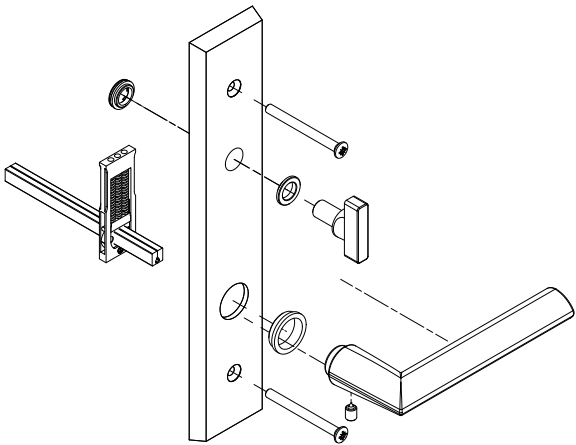
LH shown

Contemporary Handle, Interior, Active, Keyed

Includes:

- 1 - Handle
- 1 - Interior escutcheon with bushings
- 1 - Spring cartridge
- 1 - Thumb turn
- 2 - Machine screws, 2 1/4" Doors
- 2 - Machine screws, 1 3/4" Doors
- 1 - Split spindle, 2 1/4" Doors
- 1 - Split spindle, 1 3/4" Doors
- 1 - Set screw
- 1 - Installation instruction
- 1 - Hex wrench

LH Outswing Panel uses LH PN RH Outswing Panel uses RH PN		
Color	LH PN	RH PN
Matte Black	11870104	11870097
Satin Nickel PVD	11870106	11870098
Oil Rubbed Bronze PVD	11870108	11870100
Dark Bronze	11870110	11870102



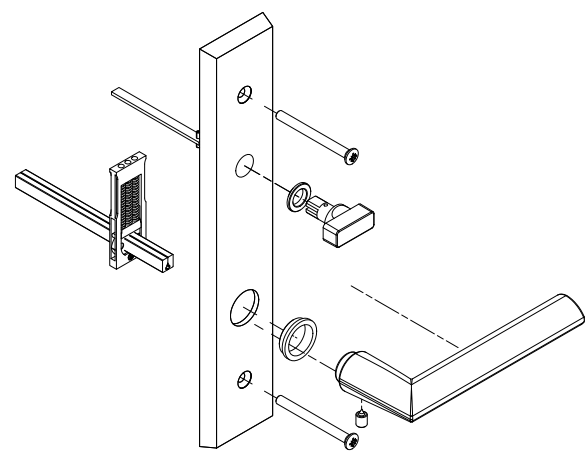
RH shown

Contemporary Handle, Interior, Active, Non-Keyed

Includes:

- 1 - Handle
- 1 - Interior escutcheon with bushings
- 1 - Spring cartridge
- 1 - Thumb turn
- 2 - Machine screws, 2 1/4" Doors
- 2 - Machine screws, 1 3/4" Doors
- 1 - Split spindle, 2 1/4" Doors
- 1 - Split spindle, 1 3/4" Doors
- 1 - Set screw
- 1 - Installation instruction
- 1 - Hex wrench

LH Outswing Panel uses LH PN RH Outswing Panel uses RH PN		
Color	LH PN	RH PN
Matte Black	11870136	11870128
Satin Nickel PVD	11870138	11870130
Oil Rubbed Bronze PVD	11870139	11870132
Dark Bronze	11870143	11870133



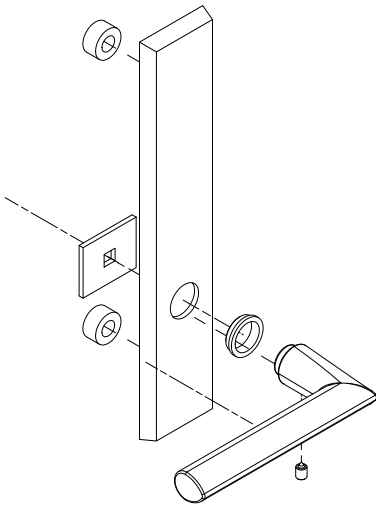
RH shown

Contemporary Handle, Exterior, Non-Keyed, Inactive/Dummy

Includes:

- 1 - Handle
- 1 - Exterior escutcheon with bushings
- 2 - Lug seals
- 1 - Fixing plate
- 1 - Set screw
- 1 - Installation instruction
- 1 - Hex wrench

LH Outswing Panel uses RH PN RH Outswing Panel uses LH PN		
Color	LH PN	RH PN
Matte Black	11870153	11870145
Satin Nickel PVD	11870154	11870146
Oil Rubbed Bronze PVD	11870156	11870148
Dark Bronze	11870158	11870149



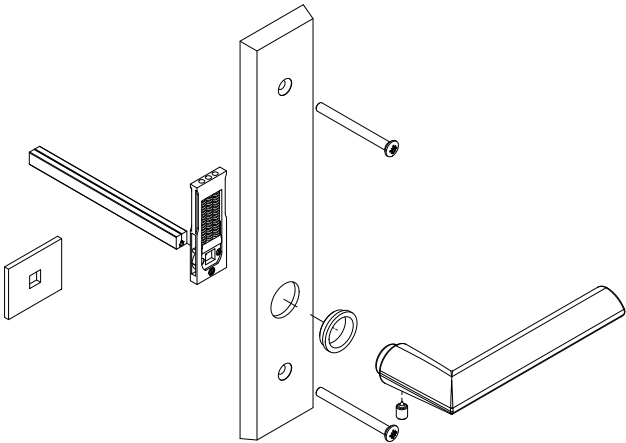
LH shown

Contemporary Handle, Interior, Inactive/Dummy

Includes:

- 1 - Handle
- 1 - Escutcheon with bushing
- 1 - Dummy fixing plate
- 1 - Spring cartridge
- 2 - Machine screws, 2 1/4" Doors
- 2 - Machine screws, 1 3/4" Doors
- 1 - Split spindle, 2 1/4" Doors
- 1 - Split spindle, 1 3/4" Doors
- 1 - Set screw
- 1 - Installation instruction
- 1 - Hex wrench

LH Outswing Panel uses LH PN RH Outswing Panel uses RH PN		
Color	LH PN	RH PN
Matte Black	11870169	11870160
Satin Nickel PVD	11870171	11870162
Oil Rubbed Bronze PVD	11870172	11870164
Dark Bronze	11870174	11870166



RH shown

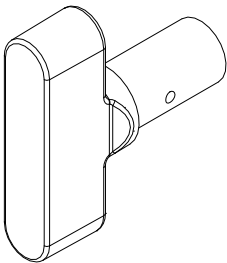
Thumb Turn, Contemporary

For Keyed Handle

Includes:

- Thumb Turn Washer
- Thumb Turn Push Nut

No Tail Piece/Actuator (for keyed handle)	
Color	PN
Oil Rubbed Bronze PVD	10148485
Satin Nickel PVD	10148487
Dark Bronze	10148479
Matte Black	10148480



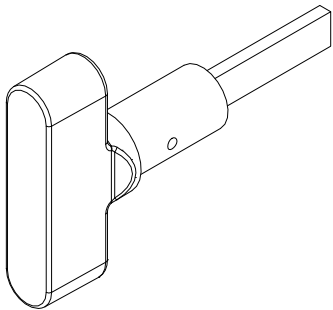
Thumb Turn, Contemporary with Actuator/Tail Piece

For Non-Keyed Handle

Includes:

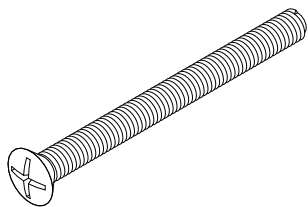
- Actuator/Tailpiece
- Thumb Turn Washer
- Thumb Turn Push Nut

With Tail Piece/Actuator (for non-keyed handle)	
Color	PN
Oil Rubbed Bronze PVD	10148497
Satin Nickel PVD	10148499
Dark Bronze	10148491
Matte Black	10148492



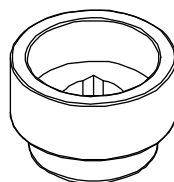
M5 x 55mm Oval Head Machine Screw

Color	PN
Satin Taupe	10148400
Oil Rubbed Bronze PVD	10148402
Satin Nickel PVD	10148403
Dark Bronze	10148404
Matte Black	10148440



Handle Extension

3/4" Handle Extension (Requires 3/4" Spindle Extension)	
Color	PN
Satin Taupe	10148419
Oil Rubbed Bronze PVD	10148421
Satin Nickel PVD	10148422
Dark Bronze	10148420
Matte Black	10148445

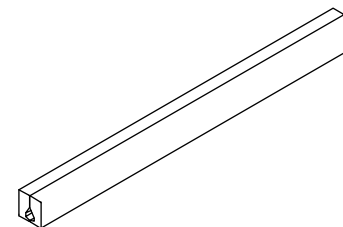


Spindle (Hoppe)

Includes:

- 1 - 2 piece spindle
- 2 - Set screws

Size	PN
4 3/4"	10148414
5 1/2"	10148415



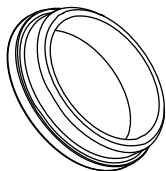
Spring Cartridge

PN
10830452



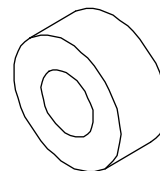
Lever Bushing, Contemporary

Color	PN
Gray	10148448
Natural	02062202
Black	10148020



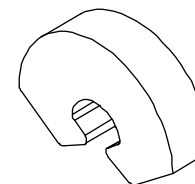
Gasket Post, Lug Seal

PN
10148404



Gasket, Top Backplate

PN
10148405



Keyed Cylinder, Lock

(Schlage “C” Keyway)
For service replacement only.

Includes:


2 - Keys

NOTE: For Keyed Alike orders, use program C87P2

Polished Chrome, White, Satin Nickel PVD, Matte Black use
Chrome Face

Satin Taupe, Antique Brass, Satin Chrome, Oil Rubbed
Bronze, Oil Rubbed Bronze PVD, Brass PVD, Dark Bronze
use Brass Face

Color	PN
Brass Face	10830211
Chrome Face	10830208

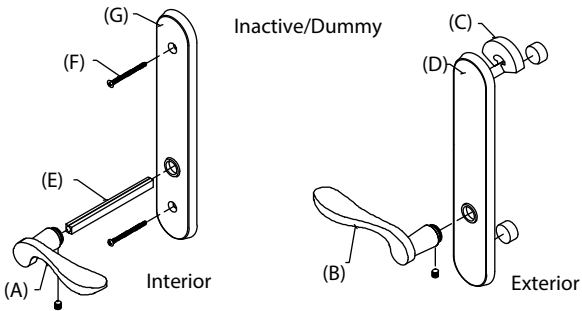


Handle Assembly, Inactive/Dummy

Includes:

- 1 - Interior lever (A) with spindle, escutcheon plate and hardware
- 1 - Exterior lever (B) with escutcheon plate and hardware
- 1 - Exterior escutcheon plate gasket (C)
- 1 - Exterior escutcheon plate (D)
- 1 - Two piece spindle (E)
- 2 - #10-32 x 2 1/8" Phillips oval head machine screws (F)
- 1 - Interior escutcheon plate (G)

Color	PN
Brushed Chrome	10148149



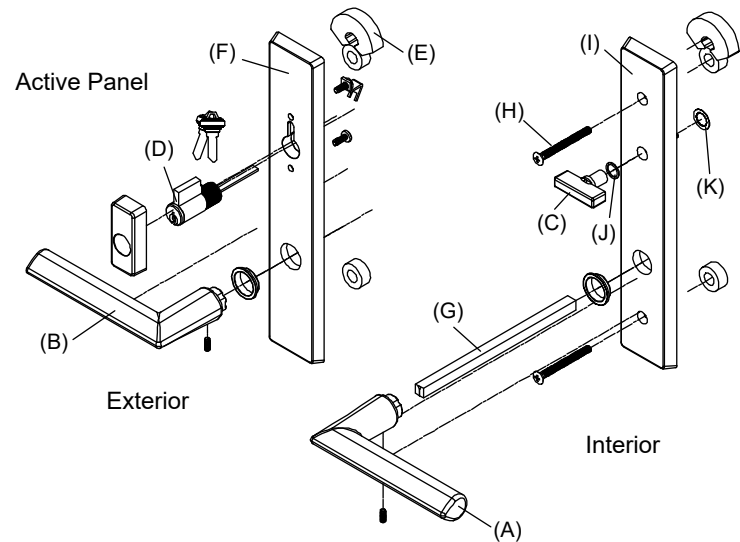
Contemporary Handle Assembly, Active Panel

Mortise Lock and Multi-Point Lock Systems (Schlage “C” Keyway)

Includes:

- 1 - Interior lever (A) with spindle, escutcheon plate and hardware
- 1 - Exterior lever (B) with escutcheon plate and hardware
- 1 - Thumb turn (C) with hardware
- 1 - Keyed cylinder (D) with housing and hardware, includes 2 keys
- 1 - Exterior escutcheon plate gasket (E)
- 1 - Exterior escutcheon plate (F)
- 1 - Two piece spindle (G)
- 2 - M5 x 55mm Phillips oval head machine screws (H)
- 1 - Interior escutcheon plate (I)
- 1 - Thumb turn washer (J)
- 1 - Thumb turn push nut (K)
- 2 - Keys

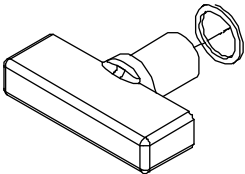
Color	PN
Satin Taupe	11102150



Thumb Turn (C)

NOTE: For each thumb turn, order one thumb turn washer (J) 10148423 and one thumb turn push nut (K) 10148424.

Color	PN
Satin Taupe	10148425

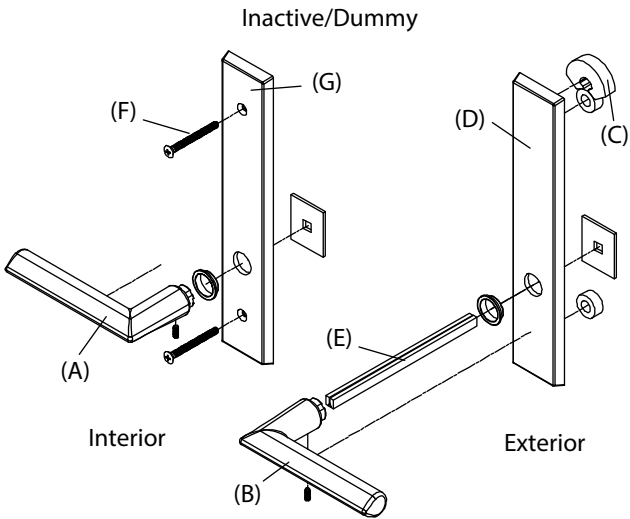


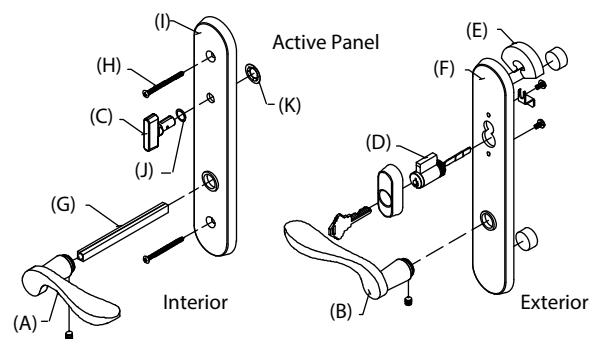
Contemporary Handle Assembly, Inactive/Dummy

Includes:

- 1 - Interior lever (A) with spindle, escutcheon plate and hardware
- 1 - Exterior lever (B) with escutcheon plate and hardware
- 1 - Exterior escutcheon plate gasket (C)
- 1 - Exterior escutcheon plate (D)
- 1 - Two piece spindle (E)
- 2 - M5 x 55mm Phillips oval head machine screws (F)
- 1 - Interior escutcheon plate (G)

Color	PN
Satin Taupe	11102153

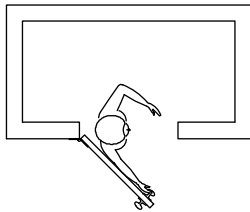




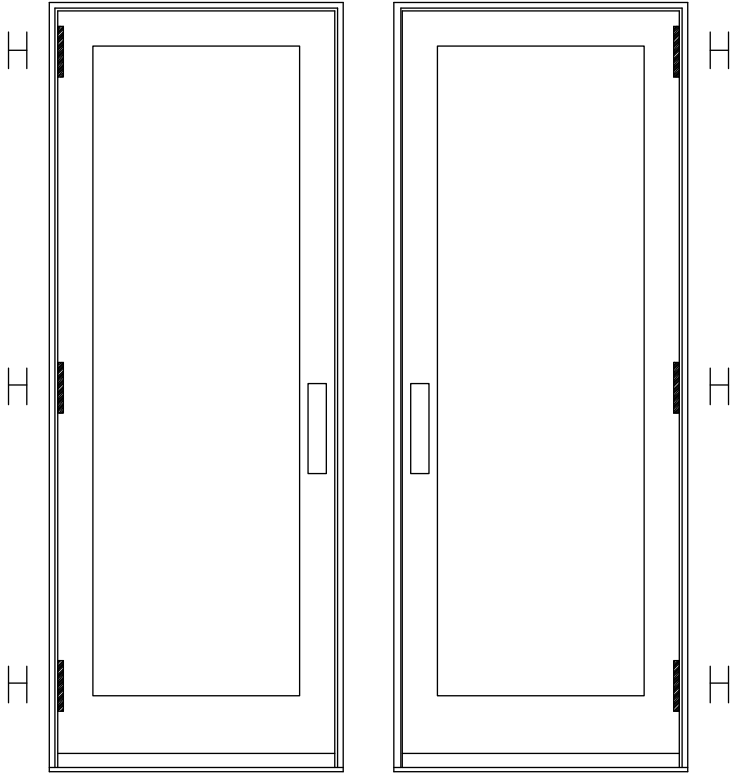
Handle Assembly, Active Panel

Brushed Chrome is no longer available.

NOTE: Always view units from the exterior for handing.
H=Hinge location




RH Outswing



X-RH Outswing
 This panel uses the right hand hinge

X-LH Outswing
 This panel uses the left hand hinge



LH Outswing

Hinge Kit, Adjustable

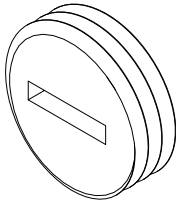
Includes:

- 1 - Adjustable hinge
- 1 - #10 x 2 1/2" Phillips flat head wood screws (jamb)
- 5 - #10 x 3/4" Phillips flat head wood screws (jamb, stationary stile)
- 4 - #8 x 1 1/2" Phillips flat head wood screws (panel)

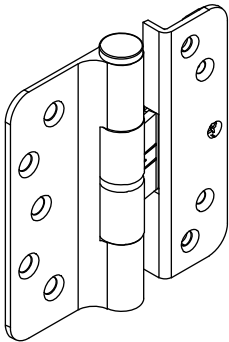
NOTE: Hinge part number includes the color matched screws, If you need to order the screws separately, they are listed below.

Adjustment Cover, Adjustable Hinge

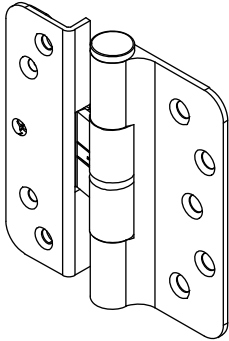
PN
11844039



Adjustable Hinge Package - Color and Part Number			Matching Screw Color
Hinge Color	LH PN	RH PN	
Satin Taupe (TP)	02101216	02101227	TP
Goldtone (GT)	02101213	02101224	GT
Silver Frost (SF)	02101218	02101229	Stainless Steel
Dark Bronze (DKBZ)	02101217	02101228	DKBZ
Antique Brass (AB)	02101210	02101221	DKBZ
White (WH)	02101214	02101225	WH
Satin Chrome (SC)	02101212	02101223	Stainless Steel
Oil Rubbed Bronze (ORBZ)	02101219	02101230	DKBZ
Oil Rubbed Bronze PVD (ORBZ)	02101211	02101222	DKBZ
Brass PVD (BS)	02101215	02101226	BS PVD
Satin Nickel (SN) PVD	02101220	02101231	Stainless Steel
Polished Chrome (PC)	02101234	02101235	Stainless Steel
Matte Black (MBK)	02101236	02101237	MBK



LH Hinge



RH Hinge

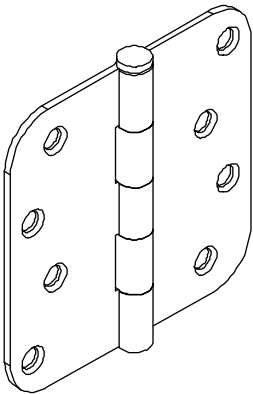
Individual Screw Description	Color and Part Number							
	TP	GT	WH	DKBZ	BS PVD	Stainless Steel	Chrome	MBK
#8 x 1 1/2" Phillips flat head wood screws (panel). 4 - per hinge.	11865177	11865172	11865173	02058013	11865176	11865175		11865178
#10 x 3/4" Phillips flat head wood screws (jamb) (stationary stile). 5 -per hinge.	11800674	11800670	11800671	11800669	11800673		11800672	11800677
#10 x 2 1/2" Phillips flat head wood screws (jamb). 1 - per hinge.								
NOTE: Part numbers for these screws are sold in packages of 4 screws and includes 1 - 5/32" Allen wrench. (Long Hinge Screw Package)	11800653	11800632	11800637	11800644	10148185	11800639		11800696

4" Butt Hinge, NRP (Non Removable Pin)

Includes:

- 1 - 4" Hinge
- 7 - #9 x 1" Phillips flat head wood screws
- 1 - #10 x 2 1/2" Phillips flat head wood screw (frame)

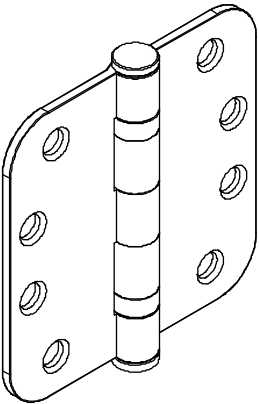
Hinge Color	PN	Screw	PN
BS	02101140	#9 x 1" BS	11213824
SN PVD	02100599	#10 x 2 1/2" BS PVD	11800679
SS	11809005		



Ball Bearing Hinge

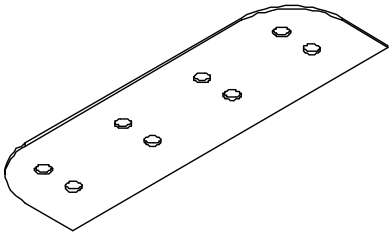
4" x 4"

Color	PN
Brass	02100470
Satin Chrome	02100471
Bronze	02100172



4" Butt Hinge Shim

PN
10500222



Strike Plate, Panel Mortise Lock or Multi-Point Lock

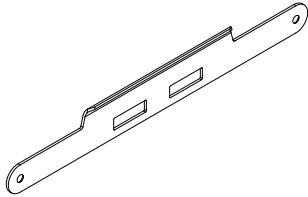
Includes:

- 1 - Panel strike plate
- 2 - #8 x 1" Brass Phillips flat head wood screws*

Usage dates:

1/17/00 to present (Amerock)

Color	PN
Stainless Steel	05700049
Antique Brass	05700044
Oil Rubbed Bronze PVD	05700117
Brass PVD	10148176



Strike Plate, Jamb Mortise Lock or Multi-Point Lock

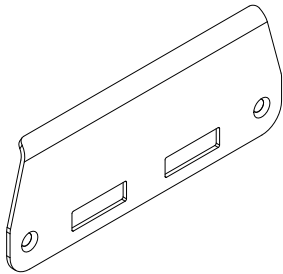
Includes:

- 1 - Jamb strike plate
- 2 - #8 x 1" Brass Phillips flat head wood screws*

Usage dates:

1/17/00 to present (Amerock)

Color	PN
Stainless Steel	05700016
Antique Brass	05700012
Oil Rubbed Bronze PVD	05700118
Brass PVD	10148175



***Stainless Steel - 11800645, Dark Bronze - 11800652, Brass PVD - 11800536**

Note: Dark Bronze screws are used with Antique Brass and Oil Rubbed Bronze PVD

Cover Plate Active Mortise Lock or Multi-Point Lock

Includes:

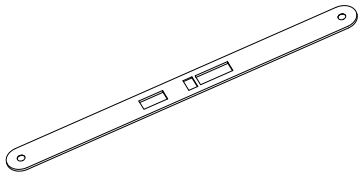
- 1 - Cover plate
- 2 - #8x1" Brass Phillips flat head wood screws, Stainless Steel (11800645), Dark Bronze (11800652), Brass PVD (11800536)

NOTE: Dark Bronze screws are used with Antique Brass and Oil Rubbed Bronze PVD

Usage dates:

5/10/99 to present (Amerock)

Color	PN
Stainless Steel	05700306
Antique Brass	05700307
Oil Rubbed Bronze PVD	05700308
Brass PVD	10148179



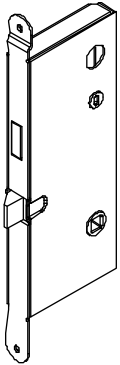
Mortise Lock, Active Single Point

(Latch and dead bolt only)

Usage dates:

1/17/00 to present (Amerock)

PN
05700129



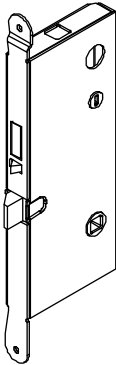
Mortise Lock, Active Multi-Point Lock

(Latch, dead bolt and head/foot shoot bolts)

Usage dates:

5/10/99 to present (Amerock)

PN
05700130



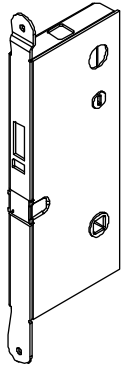
Mortise Lock, Inactive Panel Multi-Point Lock

(Head/foot shoot bolts)

Usage dates:

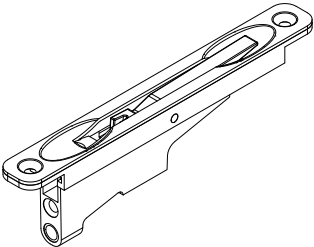
5/10/99 to present (Amerock)

PN
05700131



Head or Foot Flush Bolt - Inactive Panel

Color	PN
Black	11101780

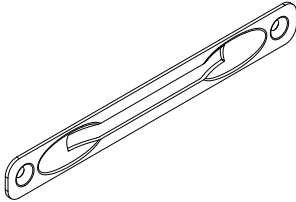


Cover Plate for Flush Bolt

Includes:

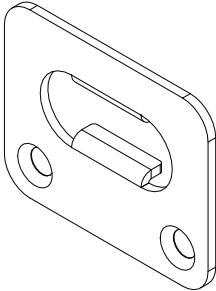
- 1 - Cover plate
- 2 - #8 x 1" screws

Color	PN
Aluminum	11860402



Sill Strike

Color	PN
Stainless Steel	10148080



Inactive Panel Locking Rod Assembly, Top or Bottom Flush Bolt

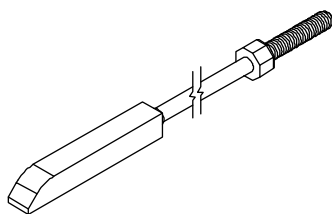
Includes:

1 - Locking rod with end bolt

Usage dates:

9/25/00 to present

CN Height	Top Locking Rod Length	Color	PN
6/6R	11"	Stainless Steel	05700180
6/8	11"		05700180
7/0	11"		05700180
8/0	27"		05700185
9/0	34 1/4"		05700170
Height	Btm Locking Rod Length		PN
All heights	11 1/2"		10815178



Locking Rod Assembly, Top for Multi-Point Lock

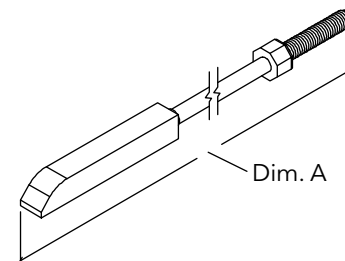
Solid stainless steel rod with 1/4" - 20 threads
Active Panels with multi-point

Usage dates:

3/02 to present (Amerock) 8-0 height see History

5/10/90 to present (Amerock) 6-8 and 7-0 height

CN Height	Top Locking Rod Length	PN
6/6R	35 7/16"	05700174
6/8	37 15/16"	05700176
7/0	41 15/16"	05700177
8/0	51 7/16"	05700179
9/0	63 7/16"	05700191



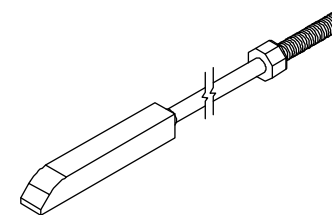
Locking Rod Assembly, Bottom for Multi-Point Lock

Solid stainless steel rod with 1/4" - 20 threads
Active Panels with multi-point

Usage dates:

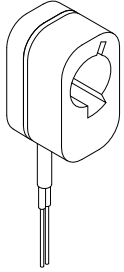
9/25/00 to present (Amerock)

CN Height	Btm Locking Rod Length	Color	PN
6/6R	34 9/32"	Stainless Steel	05700170
6/8			
7/0			
8/0			
9/0			



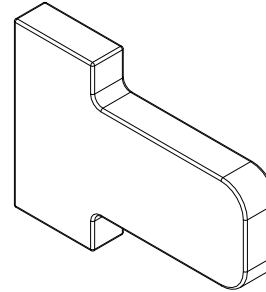
Micro Switch Assembly

Color	PN
Black	10501824



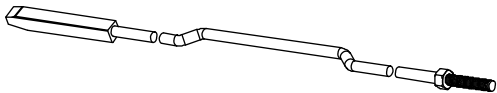
Tailpiece, Non-keyed, Micro Switch

Color	PN
Stainless Steel	10501844



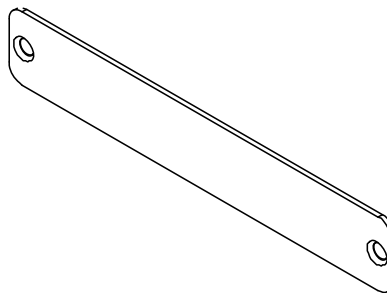
Lock Rod, Transmitter Recess, Shoot Bolt at Sill

Color	LH PN	RH PN
Brushed Stainless Steel	10501839	10501842



Cover, Transmitter

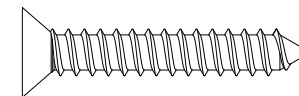
Color	PN
Brushed Stainless Steel	10501822



#8-18 x 1" Type AB, Full Thread

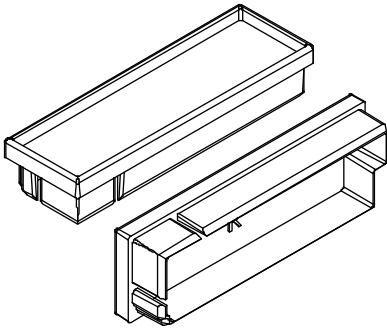
Used for Transmitter Cover
Need quantity of 2 for each part

PN
11800769



End Plug, Flat Casing

Handing	Color	PN
LH	Beige	11869852
RH		11869850
LH	Bronze	11869853
RH		11869851

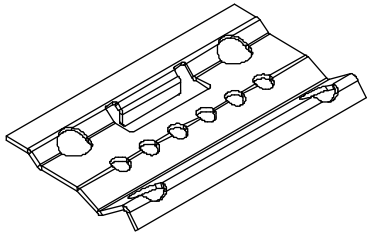


RH Shown

Stationary Panel Bracket

Field Service only

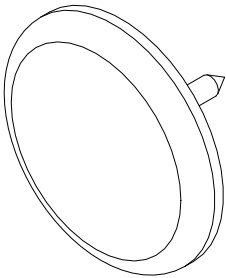
PN
05700165



Jamb Spacer Tack, Stationary Panel

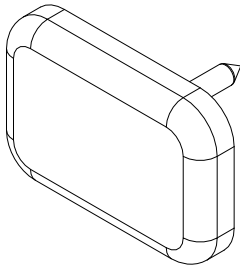
3/4" Diameter Head (replaced 7/16" diameter head)

PN
11860423



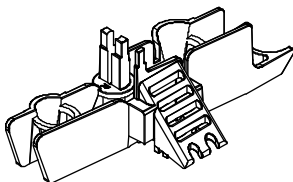
Head Jamb Spacer Tack; Stationary Panel

PN
11860424



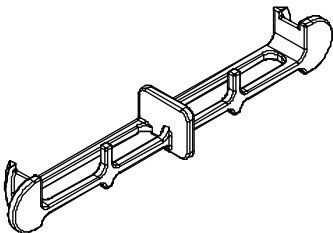
Sill End Plug, Pre 2014

Handing	Color	PN
LH	Black	11869836
RH		11869837



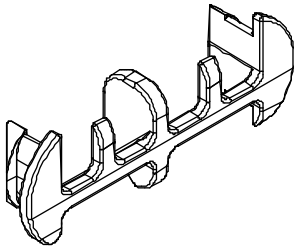
Sill Drain Cover, Pre 2014

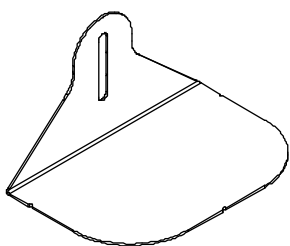
Color	PN
Beige	15633101
Bronze	15633102



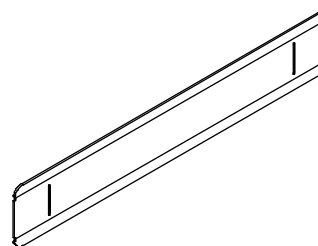
Pre 2014 Sill Outlet Drain Cover, Pre 2014

Color	PN
Black	15633100





Bracket, Jamb Align
No longer available.

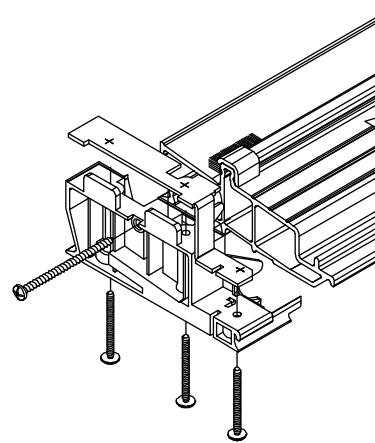


Receiver, Jamb Align
No longer available.

Fiberglass Parts

Ordering specifications (use all that apply):

1. Profile number;
2. call number or rough opening;
3. length
4. LH or RH operation;
5. type of product
6. finish.

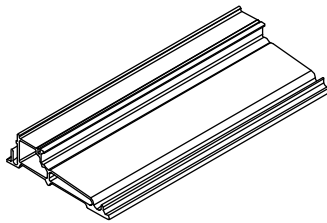


Sill, 4 9/16", F2050
Beige or Bronze

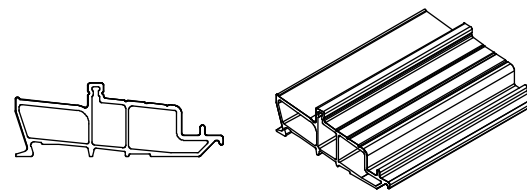
Fiberglass Parts

Ordering specifications (use all that apply):

1. Profile number;
2. call number or rough opening;
3. length
4. LH or RH operation;
5. type of product
6. finish.



Pre 2012 Ultrex Sill, 4 9/16", F256
Beige or Bronze



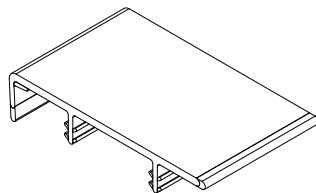
Ultrex Sill, 4 9/16", Pre 2014, F2050
Beige or Bronze

Frame Vinyl, Head and Side Jamb

V2114

Head Jamb		
Length	Beige PN	Black PN
17 11/16"	11208016	NA
29 5/16"	11208026	11208226
31 5/16"	11208028	11208228
35 5/16"	11208030	11208230
46 1/2"	11208040	11208240
56 7/8"	11208051	NA
58 1/2"	11208050	11208250
62 1/2"	11208054	11208254
68 7/8"	11208061	NA
70 1/2"	11208060	11208260
82 1/2"	11208070	11208270
93 11/16"	11208080	NA
105 11/16"	11208090	11208290
116 7/8"	11208010	NA
124 7/8"	11208011	11208211
140 7/8"	11208012	11208212
164 7/8"	11208099	11208299

Side Jamb - 1/6/2014 to present		
Length	Beige PN	Black PN
77 19/32"	11209466	11209566
79 3/32"	11209468	11209568
83 3/32"	11209470	11209570
92 19/32"	11209480	11209580
104 19/32"	11209490	11209590



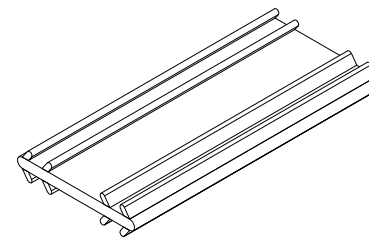
Straight end cuts

Connecting Barb

V803

NOTE: Color may vary depending on current stock.

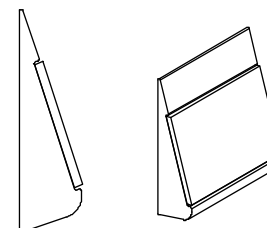
Length	PN
Specify Length	15812999



Sill Interior Filler Block

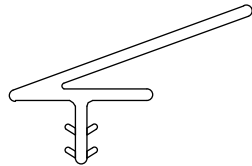
V2077

Color	PN
Beige	11124202
Bronze	11124203

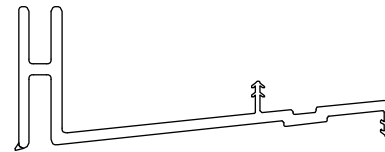


Ordering specifications (use all that apply):

1. Profile number;
2. call number or rough opening;
3. length
4. LH or RH operation;
5. type of product
6. finish.

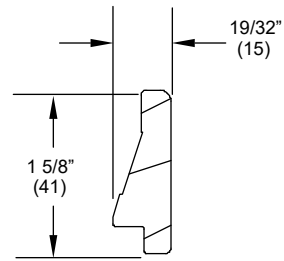


V026
Sash Retainer (Transom)
Black



V2109
Sill Leveling Block, (Transom)
Beige or Black

Available in Configured Parts in OMS

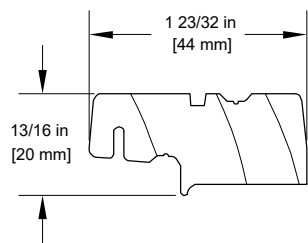


W10935, Sill Liner

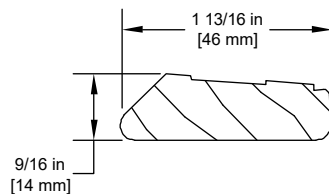
Oak standard
Cherry or Mahogany optional

Ordering specifications (use all that apply):

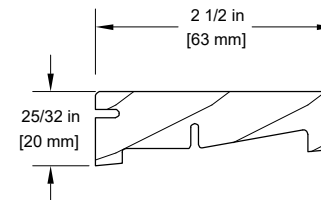
1. Profile number;
2. rough opening;
3. handing;
4. length
5. finish
6. radius (if applicable).



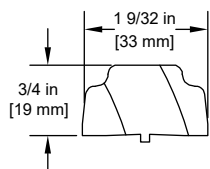
W10860
Mulling Cover Base (Astragal)



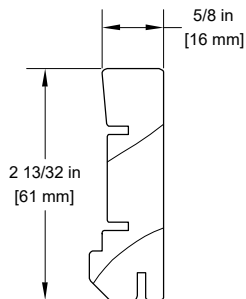
W10919, Sill Cover
Oak standard
Cherry or Mahogany optional



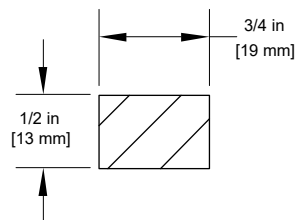
W11398, Sill Cover, Transom



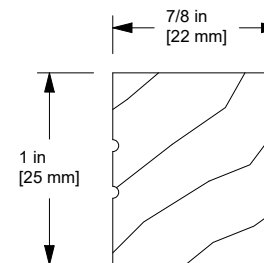
W10861
Mull Casing Cover



W11409
Jamb Stop



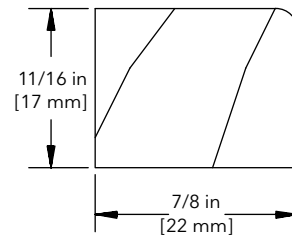
W11533
Top Rail Block



W14258, Glazing Bead, IG
Direct Glaze Rectangle
(Replaces W11751)

Ordering specifications (use all that apply):

1. Profile number;
2. rough opening;
3. handing;
4. length
5. finish
6. radius (if applicable).

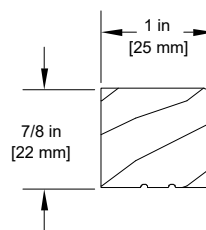


W4160

Interior Glazing Bead

Direct Glaze Rectangle

Pre June 24, 2013, W4160



W11751, Interior Glazing Bead
Direct Glaze Rectangle

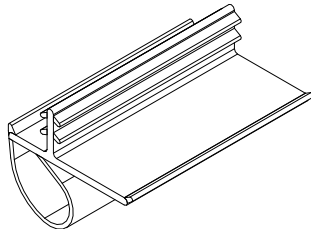
June 24, 2013 to June 26, 2023

No longer available, replace with W14258

Offset Bulb Weather Strip, Mull Casing, Transom and Astragal

V796

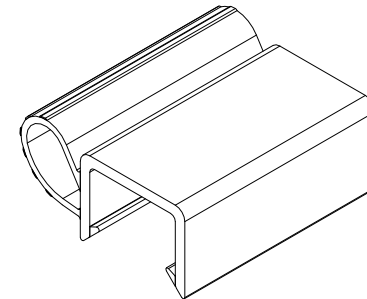
Length	Beige PN	Black PN
75 43/64"	15170866	15170867
104 7/8"	15170090	15170091
115 41/64"	15170810	15170811
189 11/16"	15173298	15173398



Weather Strip, Sill

V2026

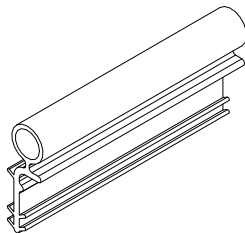
Length	Beige PN	Black PN
47 1/8"	11208440	11208540
62 5/16"	11208454	11208554
82 5/16"	11208470	11208570
105 1/2"	11208490	11208590
164 11/16"	11208499	11208599



Weather Strip, Stile

V020


Length	Beige PN	Black PN
CN 6/8	11197968	NA
CN 8/0	11197982	NA
CN 9/0	11197990	11197991
Lineal	11197999	11197998



Weather Strip, Panel Cover

V018

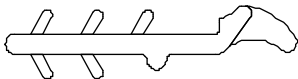
Length	Beige PN	Black PN
150"	11198799	11198999



Weather Strip, Inactive

V1706


Length	Beige PN	Black PN
121"	15618199	15618299



Dust Block, Part Stop

1 3/8" x 3/8" x 1/2"

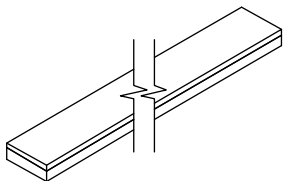
Color	PN
Gray	15600010
Beige	15600011



Butyl Foam Tape 3/16" Width

Adhesive backed

Length	Color	PN
25 FT Roll	Black	11406232

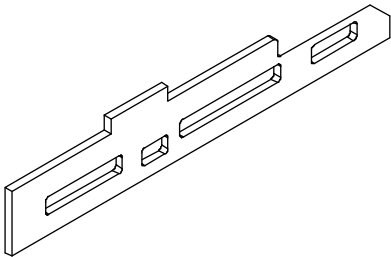


Gasket, Sill to Jamb - 4 9/16",
Pre 2014

Adhesive backed

Includes:
1 - Pair (LH and RH)

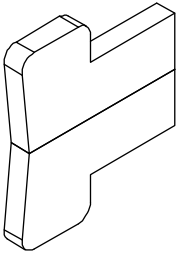
Color	PN
Gray	15600020



Corner Gasket, Pre 2014

Adhesive backed

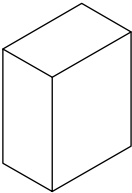
Color	PN
Black	10500434



Gasket, Jamb Weather Strip 3/4",
Header, Pre 2014

Adhesive backed

Color	PN
Black	10500576



When ordering replacement panels, specify:

NOTE: Weather strip is included with all panels (where applicable).

1. OM of panel (NOTE: OM of panel does not include astragal, mull casing);
2. Active, Inactive or Stationary;
 - a. Active - specify no lock (no bore), bore for passage latch/dead bolt, single-point mortise lock or multi-point lock.
 - b. Inactive - specify head or foot bolts or multi-point lock. For Inactive panels with head bolts, if panel being replaced was manufactured before 8/28/2016 and the panel height is greater than 95" order appropriate Inactive Panel Top Flush Bolt Assembly.
 - c. Stationary - specify configuration and/or mull casing (if applicable).
 - d. Panel style
3. Handing;
4. Glazing;
5. Finish;
6. Glazing bead profile
 - a. bevel
 - b. square.

Active panels include panel drip, bored for passage/dead bolt, single-point mortise lock, or multi-point lock system.

Inactive panels include panel drip, astragal, configured for head and foot bolts or multi-point lock system.

Stationary 1 wide panels include panel sweep.

Stationary 2, 3 or 4 wide panels include panel sweep, sill bolts and mull casing.

